

Travel Management Group Executive Summary - All Transactions

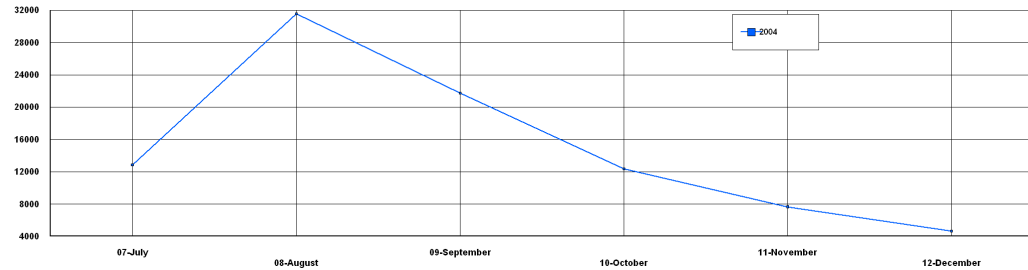
Company **SAMPLE ACCOUNT**
 Division
 Group
 Period **01/07/2004 to 31/12/2004**



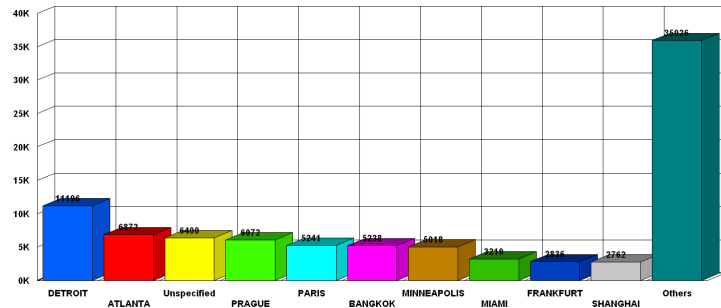
ANNUAL SALES TOTALS

MONTH	2004	TOTAL
07-July	12865.94	12865.94
08-August	31532.69	31532.69
09-September	21728.07	21728.07
10-October	12355.74	12355.74
11-November	7656.86	7656.86
12-December	4641.17	4641.17
TOTAL	90780.47	90780.47

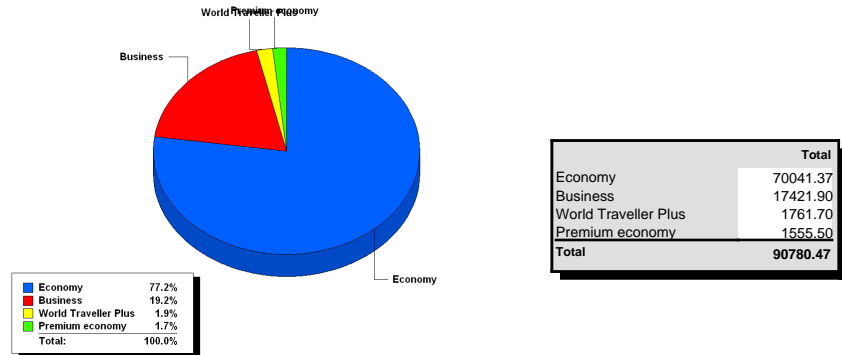
SALES TREND ANALYSIS



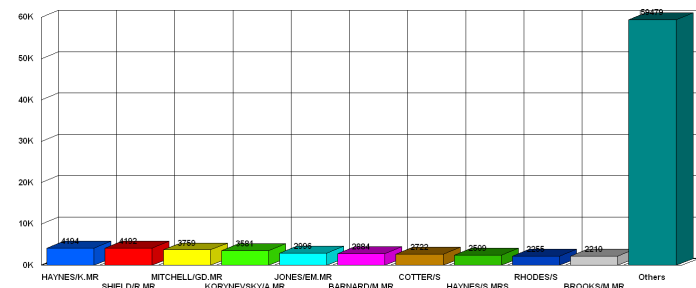
TOP 10 SALES BY Destination



TOP 5 SALES BY Major Class



TOP 10 SALES BY TRAVELLER



TOP 5 SALES BY Supplier

